

# Online BDE Course Student Guide

## Enrollment Key Information

Hello,

Here is your enrollment key information:

<b>School:</b>	Driving
<b>Course:</b>	BEGINNER DRIVER EDUCATION
<b>Enrollment Key:</b>	<a href="#">e96b09656d22</a>

### Instructions:

1. Click the login button below to access the learning platform
2. Go to the course page
3. Click on 'Enroll me' or 'Self enrollment'
4. Enter the enrollment key when prompted

Login to Learning Platform

Auto Enroll Now

For login : <https://elearning.yodrivingschool.com>

For Auto enrol <https://elearning.yodrivingschool.com/enrol/index.php?id=3&autoenrol=1&key=ZTk2YjA5NjU2ZDIy>

You will receive an email to sign up and enrol in the course automatically. Click on the link to proceed

# New account

## Online BDE Course Student Guide

Username !

The password must have at least 8 characters, at least 1 digit(s), at least 1 lower case letter(s), at least 1 upper case letter(s), at least 1 special character(s) such as \*, -, or #

Password !

Email address !

Email (again) !

First name !

Last name !

City/town

Country

Select a country ▼

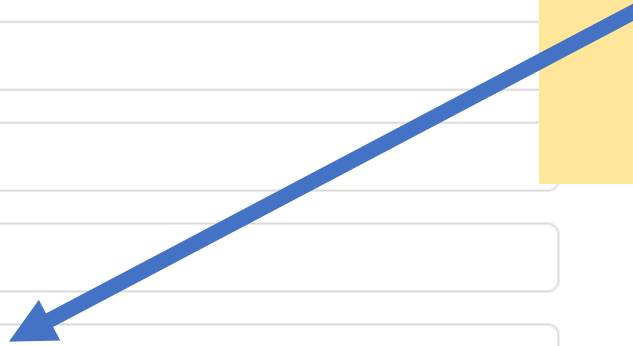
Create my new account

Cancel

! Required

Add your personal information for your account. Ensure the right information here. We need to use this for verification purposes.

Then Create My New Account.



## Online BDE Course Student Guide

### Yo Driving Academy: account confirmation Inbox x



**Admin User (via Yo Driving Academy)** <immiprostudentservice@gmail.com>

to me ▼

Hi Mdevi,

A new account has been requested at 'Yo Driving Academy' using your email address.

To confirm your new account, please go to this web address:

<https://elearning.yodrivingacademy.com/login/confirm.php?data=0iFxoe0LuS9gZTL/mdevi>

In most mail programs, this should appear as a blue link which you can just click on. If that doesn't work, then cut and paste the address into the address line at the top of your web browser window.

If you need help, please contact the site administrator,

Admin User

Then we share a verification email on your registered email address. Click on this link to verify your account.

# Online BDE Course Student Guide

## Set answers to security questions

You are currently in a grace period for security questions. In this time, you may choose not to answer security questions, and will be reminded on next login. After the grace period ends, you must answer security questions before accessing the rest of the system. Grace period duration remaining: 47:59:59

It is required that you answer a minimum of 2 security questions.

### ▼ New question:

Select question to respond to:

Select a question ▼

Enter response to the selected question:

### ▼ New question:

Select question to respond to:

Select a question ▼

Enter response to the selected question:

Save response(s)

Remind me on next login

After email verification, you have to answer both given security questions. This will be used for verification while your course is running.

Prefer to write easy words to remember while answering your security questions.

- Click Save Response to submit your form and wait for the next screen.

Collapse all

# Online BDE Course Student Guide


The screenshot shows the YO Driving Academy website. At the top, the browser address bar displays 'elearning.yodrivingschool.com/?redirect=0'. The navigation menu includes 'Yo Driving Academy', 'Home', 'Dashboard', and 'My courses'. The 'Home' link is highlighted with a blue arrow pointing to it from a yellow callout box. The main banner features a forest background with the text 'YO Driving Academy' and 'Your Own Driving School'. Below the banner, the 'Available courses' section is visible, featuring a course card for 'BEGINNER DRIVER EDUCATION' with a photo of a woman driving. A blue arrow points from the yellow callout box to this course card. The 'Description' button on the course card is also visible.

Yo Driving Academy | Home | Dashboard | My courses

## YO Driving Academy

Your Own Driving School

### Available courses

A course card for 'BEGINNER DRIVER EDUCATION' featuring a photo of a woman driving. The card includes the text 'Teacher: YO Driving Academy' and a 'Description' button.

[BEGINNER DRIVER EDUCATION](#)

Teacher: [YO Driving Academy](#)

Description

Congratulations! You are all set to you.

Now, go to the Home and start your course.

# Online BDE Course Student Guide

## Enrollment Key Information

Hello,

Here is your enrollment key information:

<b>School:</b>	Driving
<b>Course:</b>	BEGINNER DRIVER EDUCATION
<b>Enrollment Key:</b>	<a href="#">e96b09656d22</a>

### Instructions:

1. Click the login button below to access the learning platform
2. Go to the course page
3. Click on 'Enroll me' or 'Self enrollment'
4. Enter the enrollment key when prompted

Login to Learning Platform

Auto Enroll Now

For login : <https://elearning.yodrivingschool.com>

For Auto enrol <https://elearning.yodrivingschool.com/enrol/index.php?id=3&autoenrol=1&key=ZTk2YjA5NjU2ZDIy>

If you are facing any problem in course joining, you can use **AUTO ENROLL NOW** from the very first email.

This will allow you to automatically enroll in the course by bypassing all the steps.

# Online BDE Course Student Guide

Yo Driving Academy Home Dashboard My courses

Close course index

## BEGINNER DRIVER EDUCATION

Course Participants Grades Competencies More

General

- Welcome to Course
- Step 1st of Course
- Tutorial

INTRODUCTION

- Terms and Conditions
- Privacy Policy

CHAPTER 1 - Rules of The R...

- Chapter 1 - Unit 1 - Traffi...
- Chapter 1 unit 1 Secti...
- Chapter 1 unit 1 Secti...
- Chapter 1 unit 1 Secti...
- Chapter 1 unit 1 Sectio...
- Chapter 1 unit 1 Sectio...
- Chapter 1 unit 1 Sectio...
- Play & Learn Crosswor...
- Play and Learn (Answ...
- Quiz - Chapter 1 Unit 1...

General

- Welcome to Course
- Step 1st of Course
- Tutorial

Not available unless: The activity Step 1st of Course is marked complete

INTRODUCTION

- Terms and Conditions To do
- Privacy Policy To do


After joining the course, you can start it by clicking on Welcome to the Course.

On the left side, you have all your course navigation. By moving forward, all the menus will open one by one.

## Online BDE Course Student Guide

✓ [Course Summery](#)

 [Upload Your driver's licence Here](#)

 [Course Feedback Survey](#)

While running your course, the system will automatically ask you about your driver's license to help us with the certification.

Also, fill the course feedback survey that help us to make the course better.



## Online BDE Course Student Guide

### **SUPPORT**

[Technical Support \(24/7\)](#)

[Service Support \(24/7\)](#)

[Content Support \(24/7\)](#)

[Student Guide](#)

[FAQ](#)

At the bottom of the screen, you can find the contact for our support team. In case you need any technical help, you can catch us here.